

GaP/GaP Standard Green Chip ---TK0111SGN

1. Scope

- The specification applies to GaP LED chips.
- Type : TK0111SGN.

2. Structure

- GaP/GaP standard green LED chip.
- P/N mesa type.
- Electrode P (anode) side : Aluminum or Gold.
- Electrode N (cathode) side : Gold alloy.

3. Size

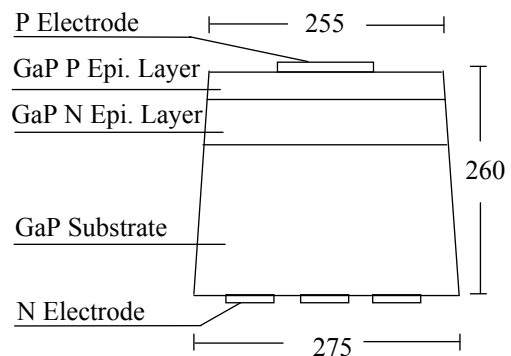
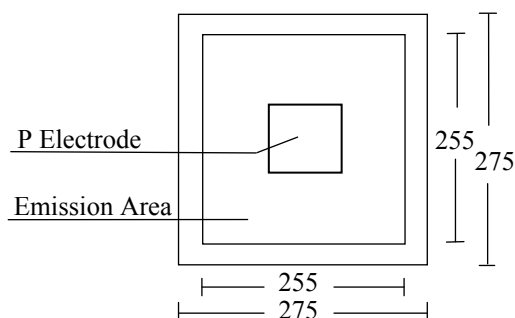
- Chip size : $275\mu\text{m} \times 275\mu\text{m}$
- Chip height : $260\mu\text{m} \pm 30\mu\text{m}$
- Pattern drawing : per fig. 1

4. Electro-Optical Characteristics

($T_a = +25\text{ }^\circ\text{C}$)

Parameter	Symbol	Condition	Min.	Typ.	Max.	Unit
Forward Voltage	V_F	$I_F = 20\text{mA}$		2.23	2.40	V
Reverse Current	I_R	$V_R = 5\text{V}$			10	μA
Luminous Intensity	I_V	$I_F = 20\text{mA}$	4.0	※		mcd
Wavelength	λ_p / λ_d	$I_F = 20\text{mA}$		563/567		nm
Spectrum Width of Half Value	$\Delta \lambda$	$I_F = 20\text{mA}$		25		nm

- ※
- Rank B : $7.0 \leq \text{avg.} < 8.5$ mcd
 - Rank C : $8.5 \leq \text{avg.} < 10.0$ mcd
 - Rank D : $10.0 \leq \text{avg.} < 11.5$ mcd
 - Rank E : $\text{avg.} \geq 11.5$ mcd



Unit : μm

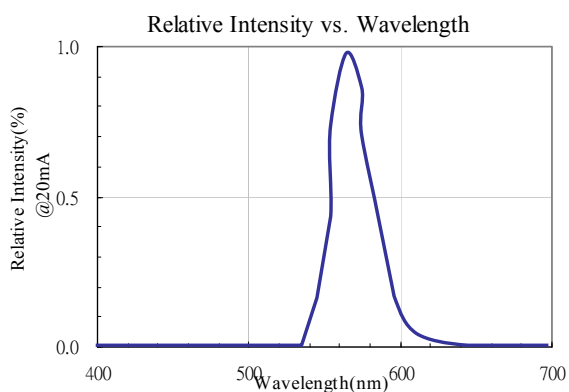
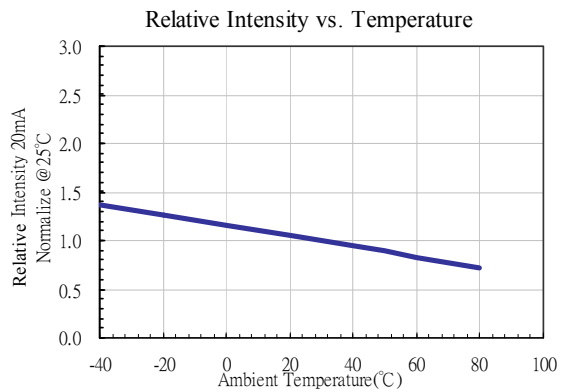
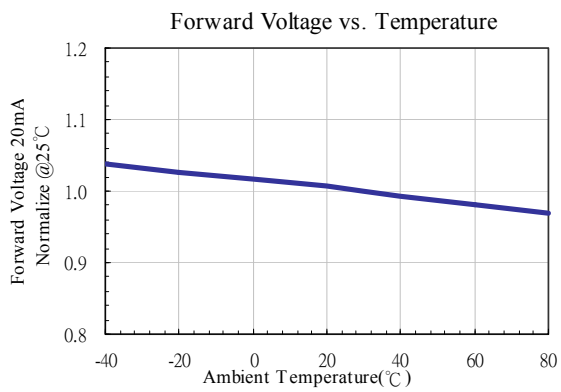
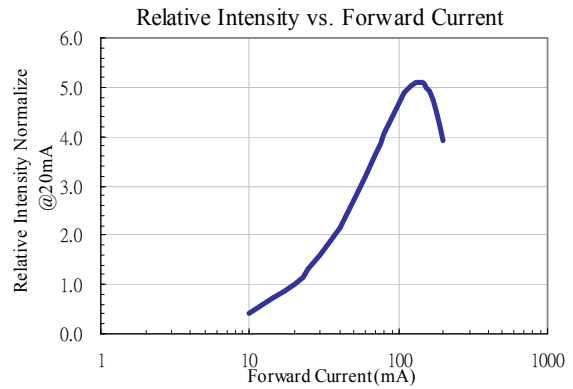
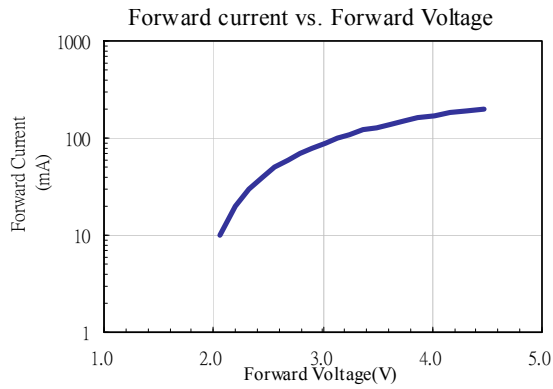
fig. 1

2012.May



GaP/GaP Standard Green Chip ---TK011SGN

Electro-Optical Characteristics Curve



TYNTEK Head Office
TYNTEK Chunan Branch
<http://www.tyntek.com.tw>

Tel : 886-3-5781616
Tel : 886-37-582997

Fax : 886-3-5780545
Fax : 886-37-582908

E-mail : service@serv.tyntek.com.tw